

COP-174W High temp dishwasher - Hoodtype




*ENERGY
SAVINGS

EFFI
WASH

EFFI
RINSE

SOFT
LIFT

STAMPED
PHILOSOPHY

MULTI
CONNECTION
BOX

SOFT
START

QUICK VIEW

Dimensions: W x D x H	30-3/4" x 30-3/8" x 68"
Weight (net/crated) lbs	347 / 363
Voltage	208-230V/1-3Ph/60Hz
Total power	12.5 - 18 KW
Wash pump	(2) 3/4
Water Consumption Per Rack	0.63 Gal.
Water Consumption Per Hour (Max)	37.80 Gal.

SHORT FORM SPECIFICATION

The unit provided to be a Fagor EVO Concept Plus dishwasher, model COP-174W. The Concept Plus dishwashers come with the following. Effi Wash, Effi Rinse, Soft Start, Multi-tension and Soft Lift counterbalanced hood systems.

The unit is constructed with ANSI 304 stainless steel stamped design including wash tank, guides and control panel. IPX4 - Protection against water jets on control panel. Corner or straight-thru operations. Built-in detergent pump. Built-in rinse aid dispenser. 17 3/8" clearance for ware.

Each unit comes standard with one (1) flat rack, one (1) peg rack and one (1) cutlery container.

Hood type dishwasher COP-174W

Production:

60 Racks per hour

Standard rack size 20" x 20"

Functions and Benefits

Fagor's Concept + range of dishwashers offers a highly efficient and effective washing and rinsing system, becoming the perfect solution for those locations with low pressure water network and high production requirements. Built in durable stainless steel with electromechanical components and simple digital controls for a user-friendly operation.

- **Effi Wash:** Optimized hydraulic system provides a strong mechanical action combined with the optimum clean water in the tank. Balanced power keeps the perfect sanitation temperature during the cycle of the wash..
- **Effi Rinse:** Built-in water pressure pump and air break system assuring the best sanitation result, with a linear 180°F full rinsing cycle. It also works with low input water pressure, fitting in installations that do not reach the minimum recommended 15 -25 psi.
- **Soft Start:** Wash-pump power control that prevents wares from damage at the beginning of the washing cycle while assuring a low noise level in your facility.
- **Digital Controls:** simple digital control panel for intuitive and user-friendly operation.

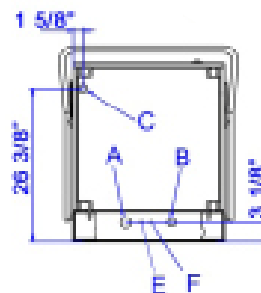
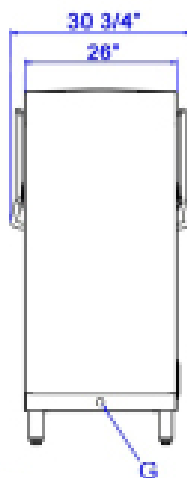
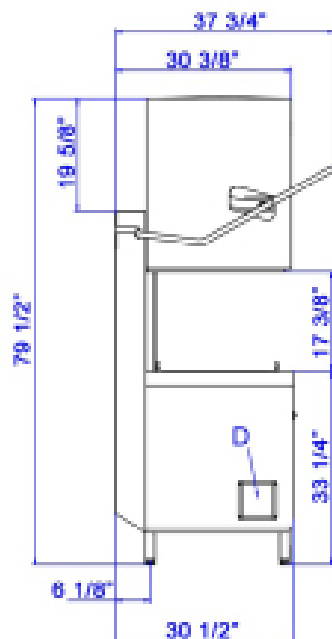
Construction

- New **stainless steel body structure with stamped design** (wash tank, rack guides, control panel..), made to resist heavy usage.
- AISI-304 Stainless steel. Independent wash & rinsing arms, tray filters.
- Field adjustable **straight-thru or corner** operations.
- Higher clearance: 17 3/8".
- Advance **soft-lift** counterebalanced system and magnetic switch for the hood.
- **IPX4** - Stronger protection against water hose cleaning and external humidity.
- **Multi-connection box:** Conveniently located electrical box for easy access that improves maintenance and allows for single or three phase connection in the field and multitension.
- Built-in **detergent and rinse aid dispenser.**
- Built-in **rinse pump.**

Accessories

- Racks for dishes, glasses and trays
- Cutlery containers
- Drain tempering valve





A	B	C	D	E	F	G
Water inlet *	Drain hose **	Power supply cable, strain relief	Terminal box	Rinse aid inlet	Detergent inlet	Equipotential bond ***
<p>* Water inlet 3/4" female hose connector on 5' long flexible hose supplied with machine. Adaptor for 3/4" female garden hose fitting also supplied. 120°-140°F optimum water temperature; 20 -25 psi flow rinse pressure.</p> <p>** Drain 5' long, 1/2" I.D. flexible hose. Maximum 26 3/4" drain height permits indirect connection to drain pump.*** Protection from dangerous potential differences</p>						

SPECIFICATIONS	COP-174W	
Wash Cycles (seconds)	55-75-120	
Continuous cycle	●	
Electronic control panel and digital display	●	
Productivity (*)		
Racks/hour	60	
Dishes/hour	1,500	
Glasses/hour	2,160	
Standard Rack size (inches)	19 3/4 x 19 3/4	
Weight (Net/Crated) lbs	347 / 363	
Dimensions (inches)		
	Units	Shipping
Width	26	31 1/2
Depth	30 1/8	35
Height	60 5/8	68
Useful Loading Height (clearance)	17 3/8	
Open Hood Height	81 1/3	
Capacity (gallons)		
Wash Tank	8.98	
Boiler	2.37	
Water consumption per cycle	0.63	

SPECIFICATIONS	COP-174W	
Wash pump motor (HP)	(2) 3/4	
Power (kW)		
Tank heating element	3 - 4.5	
Boiler/Booster heating element	8/12	
Wash pump(s)	(2) 0.6	
Rinse pressure pump	0.26	
Total power	12.5 - 18	
Working Temperature (°F)		
Washing	150	
Rinsing	180	
AMP for 60 Hz		
Volts	1 Phase (2/3 Power)	3 Phase (Full Power)
208	49 Amp	45 Amp
220	52 Amp	47 Amp
240	57 Amp	50 Amp
Water Protection Rating	IPX4	
Noise level (dBA)	<65	
Detergent & water pump	●	

(*) Assumed 25 dishes and 36 glasses per rack

The manufacturer reserves the rights to modify materials and specifications without notice.