
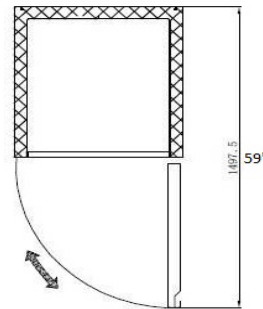
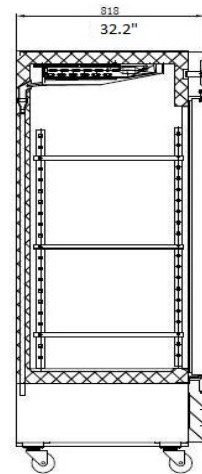



Model:
RIFI-30

Solid Door / Reach-In

 Freezer

 Stainless



5-15P



Doors	Shelves	Refrigerant	HP	Power	Amps.	Cu.ft.	Weight(lbs.)
1	3	R290	1/4+	115/60/1	8.3	23	271

FEATURES

- ☒ **S/S interior and S/S exterior** retains attractive finish longer.
- ☒ **Rounded corner** design inside of the cabinet makes it easy to clean it.
- ☒ **Standard door features:**
 - ✓ Heavy-duty pull handle.
 - ✓ Each door has two spring hinges, that it makes the door to self-closing enduring quality.
- ☒ **Refrigeration system:**
 - ✓ Holds -8°F to 0°F (-22°C to -18°C) for the best in food preservation.
- ☒ **Electronic control system:**
 - ✓ Adjustable temperature set point and defrost frequency.
 - ✓ Error codes to diagnose service issues.
- ☒ **Shelves:** Adjustable, heavy duty PVC coated shelves.
- ☒ **Standard heavy-duty casters** make it easy to move and clean underneath.
- ☒ "No Stoop" lower shelf.
- ☒ Storage on top of cabinet.
- ☒ Easily accessible condenser coil for cleaning, and easy service access.
- ☒ Simple installation with no plumbing required.