

ASTRA QUICK SHIP

WALK-IN COOLERS AND FREEZERS

- ✓ Walk-In Coolers, Freezers and Combos in stock
- ✓ Standard or Custom sizes ship within 48 hours
- ✓ Modular design with all cam-lock panels
- ✓ Wide range of sizes from 5' to 40'
- ✓ Top-Mount or Remote Refrigeration
- ✓ NSF, UL, DOE, ASTM Test 518, ASTM Test E84, UL723 Flame Spread and Smoke Development Compliant



STANDARD FEATURES



PU Panels

PANELS

- 4" Thick Foamed-In-Place Polyurethane Insulation
- Cam-Lock Panels, Tongue & Groove Design
- 24 Gauge Pre-Painted White Galvanized Steel
- R28 for Coolers and R33 for Freezers
- CFC and HFC Free Materials
- 10 year panel warranty

DOORS

- 30" or 36" wide doors (left or right hinged)
- Self-Closing, Flush-Mounted Doors
- Keyed Locking Door Handle
- 120V/1P/1A Heating Wire and Pressure Relief Vent on Freezers



30" or 36" wide doors



Keyed Locking
Door Handle



Door Closer



Door Hinge




Vapor Proof
Light


ADDITIONAL OPTIONS



4 FT LED Light



Exterior Ramp



Aluminum
Diamond Plate



Kick Plate

TOP-MOUNT REFRIGERATION (PACKAGE UNIT)

- Self-Contained Package (Includes Condensing Unit and Evaporator)
- Cooler and Freezer available
- Indoor or Outdoor
- 208V/1P or 3P, Hard Wire, R448A
- 2 Year Compressor and Parts Warranty
- 1 Year Labor Warranty
- NSF and UL Listed, EPA Registered
- No need for Refrigeration Technician



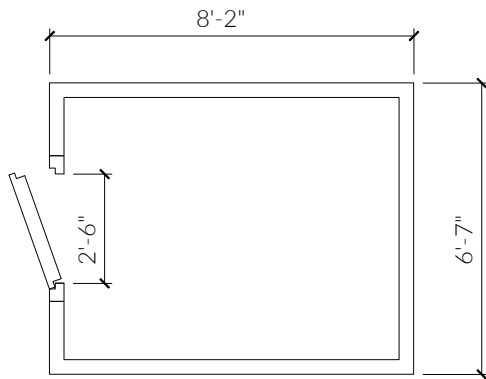
REMOTE REFRIGERATION

- Includes Condensing Unit and Evaporator
- Cooler and Freezer available
- 208V/1P or 3P, Hard Wire
- 1 Year Compressor and Parts Warranty
- Pre-mounted Expansion Valve and Solenoid Valve
- Indoor or Outdoor
- Requires a Refrigeration Technician to run pipes and make connections

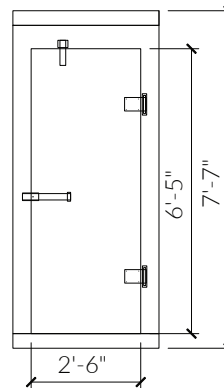


SPEC SHEET

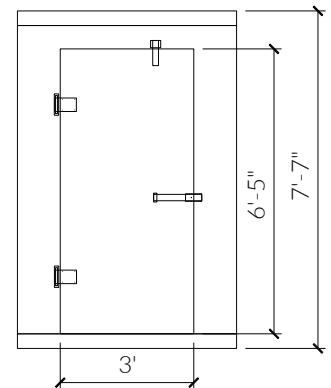
CWF6X8 COOLER WITH FLOOR (6'-7" x 8'-2" x 7'-7"H)



CWF6X8-1C



30" WIDE DOOR

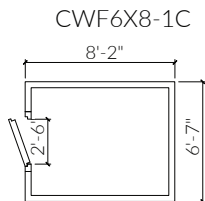


36" WIDE DOOR

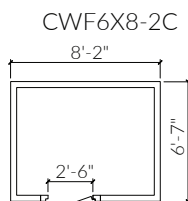
- Doors can be right or left hinged.
- Doors can be 30" or 36" wide.

Please select layout:

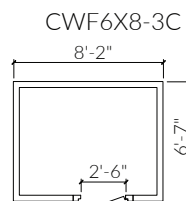
Alternative Layout Options



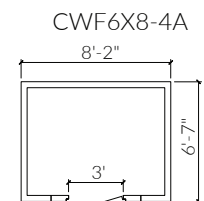
CWF6X8-1C



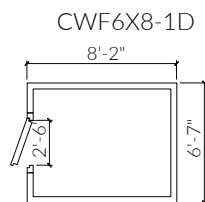
CWF6X8-2C



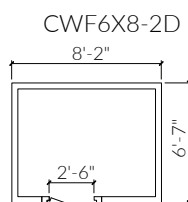
CWF6X8-3C



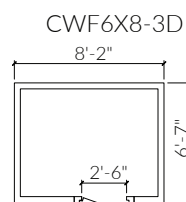
CWF6X8-4A



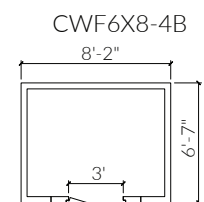
CWF6X8-1D



CWF6X8-2D



CWF6X8-3D



CWF6X8-4B

Please select options:

Door Options

- ☐ Narrow Door: 30" x 77"
- ☐ Standard Door: 36" x 77"

Hinge Options

- ☐ Right Hinge
- ☐ Left Hinge

Refrigeration Options

- ☐ Box Only
- ☐ Remote
- ☐ Top-Mount

Additional Options

- ☐ 4 FT LED light
- ☐ Exterior Ramp
- ☐ Aluminum Diamond Plate
- ☐ Kick Plate

CUSTOMER APPROVAL

DATE: _____

NAME: _____

SIGNATURE: _____